



District Report Card: 2017


State: Assam	District: Chirang
Class: 5	Subject: Language
Schools: 55	Students: 836


Participation/Coverage


Students

<div>GENDER</div> <div></div>	Boys		Girls	
	Number	%	Number	%
	392	46.89	444	53.11

<div>AREA</div> <div></div>	Rural		Urban	
	Number	%	Number	%
	808	96.65	28	3.35

<div>CATEGORY</div> <div></div>	SC		ST		OBC		GEN	
	Number	%	Number	%	Number	%	Number	%
	84	10.05	150	17.94	215	25.72	387	46.29

<div>CWSN</div> <div></div>	LD	VI	HI	S&LD	ID	Oth
	0	1	0	1	0	0

<div>Management</div> <div></div>	Government		Government-aided	
	Number	%	Number	%
	836	100.00	0	0.00

Average Performance of Students in Language (%)

Overall	Gender		Area		Management		Social Group			
	Male	Female	Rural	Urban	Govt.	Aided	SC	ST	OBC	GEN
57.41	57.28	57.52	57.42	57.14	57.41	0.00	49.29	45.24	60.81	62.00

Performance on Learning Outcomes (LOs)

Learning Outcomes	Description	Average Performance(%)
L504	Reads and comprehends independently storybooks, news items/ headlines, advertisements etc.	55.45
L508	Reads text with comprehension, locates details and sequence of events	58.39

Range of Performance of Students who Answered Correctly							
Below 30%		30% - 50%		50% - 75%		Above 75%	
Number	%	Number	%	Number	%	Number	%
106	12.68	202	24.16	335	40.07	193	23.09

Lowest Performing Learning Outcomes (LOs)

- 1 - Reads and comprehends independently storybooks, news items/ headlines, advertisements etc. (55.45)
- 2 - Reads text with comprehension, locates details and sequence of events (58.39)